

The AGI logo is positioned on the left side of the page, overlaid on a green-tinted image of industrial equipment. It features the letters "AGI" in a bold, white, sans-serif font, accompanied by a stylized white graphic element.

# *PERMANENT HANDLING EQUIPMENT*

*C-LINE*





# C-LINE

AGI is a leading manufacturer of grain, seed, feed, food and fertilizer handling, blending, storage and conditioning equipment.

AGI is a premier provider of permanent handling equipment for both farm and commercial applications. AGI brands are amongst the most respected in the industry. Our versatile permanent handling product line offers solutions for a complete range of bulk material handling needs.

## Made in North America

- Designed and manufactured with the highest standards
- Meets farmers' seasonal harvest needs
- Cost-effective solutions for all agricultural handling applications

## Plug and play

- Optimized for quick assembly
- Modular structure reduces installation costs
- Avoid bottlenecks during harvest

## Accessories compatibility

- Designed to compliment AGI silos and accessories
- Integrated ladders and platforms allow safe access for inspection and maintenance

## Reliability

- Top-class control and operational standards
- Hazard monitoring devices available as standard accessories









# BUCKET ELEVATOR

## C-LINE

The AGI C-Line bucket elevator is suitable for farm applications and some light-commercial applications. The C-Line bucket elevator can handle whole grains up to 10,400 bph and discharge heights to 150 ft.

### KEY FEATURES

- Galvanized sheet-metal design
- V-belt, shaft mount or right angle direct drives (class I or II)
- Pillow-block bearings
- Lagged head pulleys
- Easy-access inspection section
- Boot clean-out doors
- 2-piece head cap


### OPTIONS

- AR steel lined and unlined inlets
- Pressure-relief vents
- AR steel lined and unlined head
- Ladder, safety-cage and rest platforms
- Head service and distributor platforms
- Spiral-wrapped, winged boot pulleys





Specifications							
PULLEY DIAMETER (in)	LEG CASING (in)	BUCKET SIZE (in)	SPACING (in)	SHAFT SPEED (rpm)	BELT SPEED (fpm)	WHOLE GRAINS CAPACITY (bph)	SMALL GRAINS CAPACITY (bph)
12	8 x 8	5 x 4	8	92	312	500	450
12	8 x 8	5 x 4	7	105	356	700	630
12	8 x 8	5 x 4	6	120	407	900	810
12	8 x 8	5 x 4	5	135	458	1,200	1,080
12	8 x 8	5 x 4	3	115	390	1,700	1,530
12	11 x 9	7 x 5	5	123	417	2,200	1,980
12	11 x 9	7 x 5	4 ½	135	458	2,700	2,430
12	11 x 9	7 x 5	4	135	458	3,050	2,745
24	11 x 9	5 x 4	6 ½	72	471	1,000	900
24	11 x 9	5 x 4	4	72	471	1,500	1,350
24	11 x 9	5 x 4	3	72	471	2,000	1,800
24	11 x 9	6 x 4	3	72	471	2,500	2,250
24	11 x 9	6 x 5	4	75	491	3,000	2,700
24	11 x 9	7 x 5	4	75	491	3,400	3,060
24	11 x 9	8 x 5	4	75	491	3,500	3,150
24	14 x 11	9 x 6	7	78	530	4,000	3,600
24	14 x 11	9 x 6	6	78	530	4,500	4,050
24	14 x 11	9 x 6	5	73	478	5,000	4,500
24	14 x 11	10 x 6	5	73	478	5,500	4,950
24	14 x 11	11 x 6	5	73	478	6,000	5,400
24	14 x 11	10 x 7	6 ½	78	511	6,500	5,850
24	14 x 11	10 x 7	6	78	511	7,000	6,300
24	14 x 11	11 x 7	6	78	511	7,400	6,660
24	20 x 11	12 x 7	6	78	511	7,900	7,110
24	20 x 11	13 x 7	6	78	511	8,500	7,650
24	20 x 11	14 x 7	6	78	511	9,000	8,100
24	20 x 11	15 x 7	6	78	511	10,000	9,000
24	20 x 11	16 x 7	6	78	511	10,400	9,360





# EN-MASSE CHAIN CONVEYOR

## C-LINE


The AGI C-Line en-masse chain conveyor is suitable for farm applications and some light-commercial applications. The C-Line en-masse chain conveyors can handle whole grains up to 11,500 bph and lengths to 150 ft. in horizontal arrangements or at slight inclines.

### KEY FEATURES

- Galvanized sheet-metal design
- V-belt, shaft mount or right angle direct drives (class I or II)
- Pillow-block bearings
- 81-series chain
- UHMW roller return
- UHMW shaft seals

### OPTIONS


- End relief/inspection door
- Head and intermediate discharge gates with operators
- Lined and unlined discharge transitions
- Cleanout flighting
- Return cups
- Short-pitched flighting
- Abrasion-resistant bottoms and liners





**Specifications**

WIDTH (in)	HEIGHT (in)	GRAIN DEPTH (in)	SHAFT SPEED (rpm)	CHAIN SPEED (fpm)	WHOLE GRAINS (bph)					SMALL GRAINS (bph)
					INCLINE < 5°	WITH BYPASS INLET	5° < INCLINE < 10°	10° < INCLINE < 12°	12° < INCLINE < 14°	INCLINE < 5°
10	10	5 ½	28	55	1,000	800	850	800	750	900
10	10	5 ½	42	82	1,500	1,200	1,275	1,200	1,125	1,350
10	10	5 ½	56	110	2,000	1,600	1,700	1,600	1,500	1,800
10	10	5 ½	69	137	2,500	2,000	2,125	2,000	1,875	2,250
10	10	5 ½	83	164	3,000	2,400	2,550	2,400	2,250	2,700
10	10	5 ½	96	191	3,500	2,800	2,975	2,800	2,625	3,150
10	16	10 ½	33	100	3,500	2,800	2,975	2,800	2,625	3,150
10	16	10 ½	38	115	4,000	3,200	3,400	3,200	3,000	3,600
10	16	10 ½	43	129	4,500	3,600	3,825	3,600	3,375	4,050
10	16	10 ½	47	143	5,000	4,000	4,250	4,000	3,750	4,500
10	16	10 ½	52	158	5,500	4,400	4,675	4,400	4,125	4,950
10	16	10 ½	57	172	6,000	4,800	5,100	4,800	4,500	5,400
10	16	10 ½	61	186	6,500	5,200	5,525	5,200	4,875	5,850
14	16	10 ½	36	109	5,300	4,240	4,505	4,240	3,975	4,770
14	16	10 ½	44	133	6,500	5,200	5,525	5,200	4,875	5,850
14	16	10 ½	47	143	7,000	5,600	5,950	5,600	5,250	6,300
14	16	10 ½	51	154	7,500	6,000	6,375	6,000	5,625	6,750
14	16	10 ½	54	164	8,000	6,400	6,800	6,400	6,000	7,200
14	16	10 ½	57	174	8,500	6,800	7,225	6,800	6,375	7,650
14	16	10 ½	60	184	9,000	7,200	7,650	7,200	6,750	8,100
14	20	10 ½	27	110	6,900	5,520	5,865	5,520	5,175	6,210
14	20	13 ½	34	137	8,600	6,880	7,310	6,880	6,450	7,740
14	20	13 ½	35	143	9,000	7,200	7,650	7,200	6,750	8,100
14	20	13 ½	37	151	9,500	7,600	8,075	7,600	7,125	8,550
14	20	13 ½	39	159	10,000	8,000	8,500	8,000	7,500	9,000
14	20	13 ½	41	167	10,500	8,400	8,925	8,400	7,875	9,450
14	20	13 ½	43	175	11,000	8,800	9,350	8,800	8,250	9,900
14	20	13 ½	45	183	11,500	9,200	9,775	9,200	8,625	10,350







# **BULK-FLO CHAIN CONVEYOR**

## **C-LINE**

The AGI C-Line Bulk-flo chain conveyor is suitable for farm applications and some light-commercial applications. The C-Line bulk-flo chain conveyors can handle whole grains up to 11,000 bph in inclines up to forty-five degrees.

### **KEY FEATURES**

- Galvanized sheet-metal design
- V-belt, shaft mount or right angle direct drives (class I or II)
- Pillow-block bearings
- 81-series chain
- Center return pan
- UHMW shaft seals


### **OPTIONS**

- Inspection door
- Head and intermediate discharge gates with operators
- Lined and unlined discharge transitions
- Abrasion-resistant bottoms and liners



**Specifications**

WIDTH (in)	HEIGHT (in)	GRAIN DEPTH (in)	SHAFT SPEED (rpm)	CHAIN SPEED (fpm)	WHOLE GRAINS (bph)		SMALL GRAINS (bph)
					ANY INCLINE	WITH BYPASS	ANY INCLINE
12	10	4 ¼	27	59	1,000	850	600
12	10	4 ¼	41	89	1,500	1,275	900
12	10	4 ¼	54	118	2,000	1,700	1,200
12	10	4 ¼	67	148	2,500	2,125	1,500
12	10	4 ¼	81	177	3,000	2,550	1,800
12	17	7	36	108	3,000	2,550	1,800
12	17	7	39	118	3,300	2,805	1,980
12	17	7	47	143	4,000	3,400	2,400
12	17	7	53	161	4,500	3,825	2,700
12	17	7	59	179	5,000	4,250	3,000
12	17	7	65	197	5,500	4,675	3,300
18	17	7	36	108	4,500	3,825	2,925
18	17	7	40	120	5,000	4,250	3,250
18	17	7	43	131	5,500	4,675	3,575
18	17	7	47	143	6,000	5,100	3,900
18	17	7	51	155	6,500	5,525	4,225
18	17	7	55	167	7,000	5,950	4,550
18	17	7	59	179	7,500	6,375	4,875
18	17	7	63	191	8,000	6,800	5,200
20	22	9	29	119	7,100	6,035	5,325
20	22	9	31	125	7,500	6,375	5,625
20	22	9	33	134	8,000	6,800	6,000
20	22	9	35	142	8,500	7,225	6,375
20	22	9	37	150	9,000	7,650	6,750
20	22	9	39	159	9,500	8,075	7,125
20	22	9	41	167	10,000	8,500	7,500
20	22	9	43	175	10,500	8,925	7,875
20	22	9	45	184	11,000	9,350	8,250













AGI is a global leader in supplying farm and commercial customers with the manufacturing, planning, and engineering of full equipment solutions for grain, seed, fertilizer, feed, and food. AGI's expertise enables the storage, blending, mixing, conveying, conditioning, processing, and protection of agricultural products and inputs worldwide.

**Your safety is our highest priority.**

Please read and understand the operator's manual and safety decals before using. Use and maintain products properly, and do not modify. Keep guards in place when operating and follow all product manuals and safety decals. For all AGI products, if guards, safety decals, or manuals are damaged or missing, contact your AGI sales or dealer representative for replacements. Images and information contained in this brochure are presented for general information.

AGI and the furrows symbol are trademarks belonging to Ag Growth International Inc.

198 Commerce Drive, Winnipeg, Manitoba, Canada R3P 0Z6

P 1.866.467.7207 | [sales@aggrowth.com](mailto:sales@aggrowth.com)

     @aggrowthintl

**AGGROWTH.COM**