

GCX³

The All Farm Commodity Field Loader



GCX³

The All Farm Commodity Specialist

The GCX³ has been designed to handle anything a farm throws at it. This all farm commodity field loader is equipped to tackle tough jobs, like canola and fertilizer, with the help of its two belt scrapers, belt brush, and a turbo clean wash system.

AGI GrainMaxx scrutinized this model from hopper to spout. This includes a redesigned S-Drive, increased belt take-up, wider hopper, quick access guarding, spout, and a whole ergonomic command center including electronic throttle. The GCX³ also debuts the IBEX Mover Kit with better traction, drop and go wheel system, powerful motor and built-in braking system.






10" TUBE | 15" BELT | UP TO 10,000 BPH | 49' LENGTH


FEATURE	ADVANTAGE	BENEFIT
All Grain Commodity System	Use your conveyor on all seed types, including oil seeds, with confidence	One conveyor works for all commodities, reducing the need to have multiple portable handling solutions
Turbo Clean Wash System	Easy to use system washes belt after each use, removing debris and residue from tough to wash commodities like fertilizer or oil seeds	A cleaner belt reduces stress and wear, increasing belt longevity
Belt Scrapers (2)	Keeps the back of the belt clear of build up by reducing the amount of grain getting between the belt and the rollers	When less residue builds up, the belt is easier to keep clean, reducing downtime and replacement costs, while increasing belt life
Belt Brush	Brush keeps grain from being pulled down the belt return after the belt leaves the discharge hood	Less grain coming back down the belt reduces build up, making it easier to keep clean, reducing downtime and increasing the longevity of your belt
Urethane Hopper Seals	Urethane seals are precision made to seal the belt to the hopper bed	Keeps grain on the belt, reducing the chance of the grain spilling/leakage
Innovative Hopper Geometry	Dimensionally works better for more end users	A lower hitch end profile allows the hopper to fit better under shorter bin unloads, while the intake is designed for maximum grain flow with the least amount of disruption along the sides
Parallel Hopper Cloth	The hopper stays 32" wide for the full working length of the bed	Empty your hoppers on your trailers fully without having to move the truck or conveyor
S-Drive	More built-in belt take-up	The take-up can now be easily adjusted with normal tools and end users no longer run the risk of over tightening the pinch roller bearings
IBEX Wheel Move <i>The Mountain Goat</i>	The IBEX Wheel Move has a built in braking system, better traction, 160° turning and a powerful motor	Save time by moving from hopper to hopper without repositioning the conveyor or truck. The mover allows you to unhook from your pickup, start the motor, drop the wheel and begin moving where you need to be. With the majority of the conveyor weight on the single tire, greater traction is achieved - letting you go more places



Turbo Clean Wash System



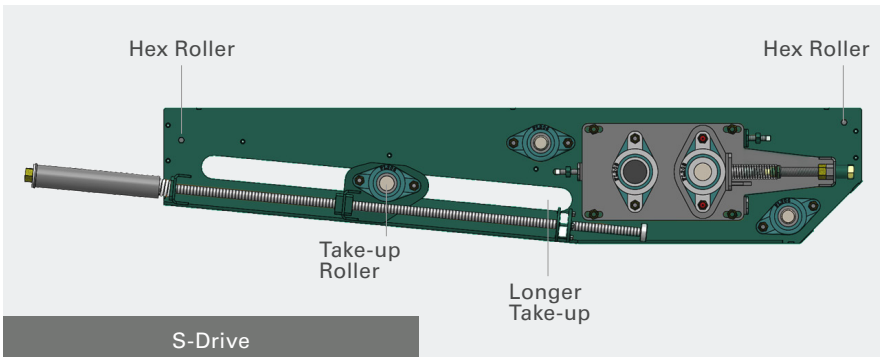
Belt Scraper



Parallel Hopper Cloth

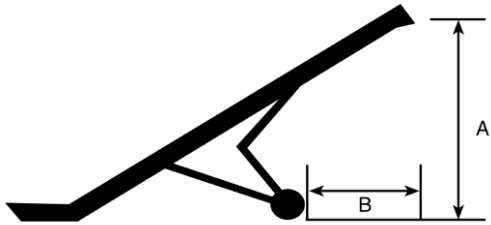
10" TUBE | 15" BELT | UP TO 10,000 BPH | 49' LENGTH

FEATURE	ADVANTAGE	BENEFIT
Re-Engineered Hydraulic System	Designed to last longer, perform better (especially in winter), and keep the system clean with a filter while using Automatic Transmission Fluid (ATF)	The standard oil filter helps keep the oil system clean which means less oil changes and wear on the whole system. The high-quality pump and motor gives better performance and longevity. The oil pump is easier to adjust and is located in an easier to access area making belt changes much faster
Ergonomic Command Center	All the controls in one location	Easily operate the conveyor from one location, including the electronic throttle, lights, start/stop, all hydraulics and the electric clutch
No-Nonsense Hood	Uses proper geometry to allow the grain to flow straight down into the truck	Trucks can line up straight under the discharge instead of off-center from the conveyor, eliminating the need for a downspout and increasing the capacity by decreasing the working angle
Quick Access Guarding	Better form and function	Easily opens and closes for open access to drive systems, making regular maintenance far easier
Torsion Idlers for Belt Drive	No springs or adjustment rods and engine doesn't move to adjust belt tension	Allows for quick and easy replacement of the belts while the torsion idlers do all the work, making the whole system easier to use and maintain
2 Year Limited Warranty	Even in oil seeds, as long as proper clean out procedures are strictly followed	Gives end users piece of mind when choosing their portable handling solution



SPECIFICATIONS

MODEL	BELT LENGTH	WEIGHT LBS	UP-OPERATION		DOWN-OPERATION		WIDTH	GAS DRIVE HP	BELT DRIVES
			A	B	A	B			
1549	110' 8"	Contact Factory	20' 10" (6.3 m)	23' (7.0 m)	9' 11" (3.02 m)	23' 5" (7.1 m)	7' 6"	32 HP Kohler 33 EFI Vanguard	2B59 & 2B72



TRANSPORT	LENGTH	52' 6" (16.0 m)
	WIDTH	7' 6" (2.3 m)
	HEIGHT	12' 4" (3.8 m)

A up is conveyor discharge (from bottom of discharge hood) at 30-degrees
 A down is overall conveyor height (from top of discharge hood)

TIRES	TYPE	4BLT ST205/75D15 LRC
	INFLATION PRESSURE	See tire sidewall
HITCH WEIGHT (LBS)		470 (213 kg)
GEARBOX OIL TYPE		SAE Approved 90W or equivalent
HYDRAULIC OIL		ATF Dexron III
GREASE		SAE multi-purpose high temperature grease with extreme pressure (EP) performance, OR use SAE multi-purpose lithium base grease
CHAIN & SHAFT LUBRICATING OIL		Standard automotive oil

Available with the motor above the tube or below the tube.



REMEMBER!

Safety is everyone's business!
 Do not operate with safety shields removed. Do not modify. Use only for intended purpose.
 Read manual before operating.

